



**RICHARDSONS**  
MAKING WORKSPACE WORK

6 Collingwood Court  
Riverside Park  
Middlesbrough TS2 1RP

**Tel: 01642 242228 | Fax: 01642 242259**

**www.richardsonsuk.co.uk | sales@richardsonsuk.co.uk**

# XL Pallet Racking

Issued : November 2023

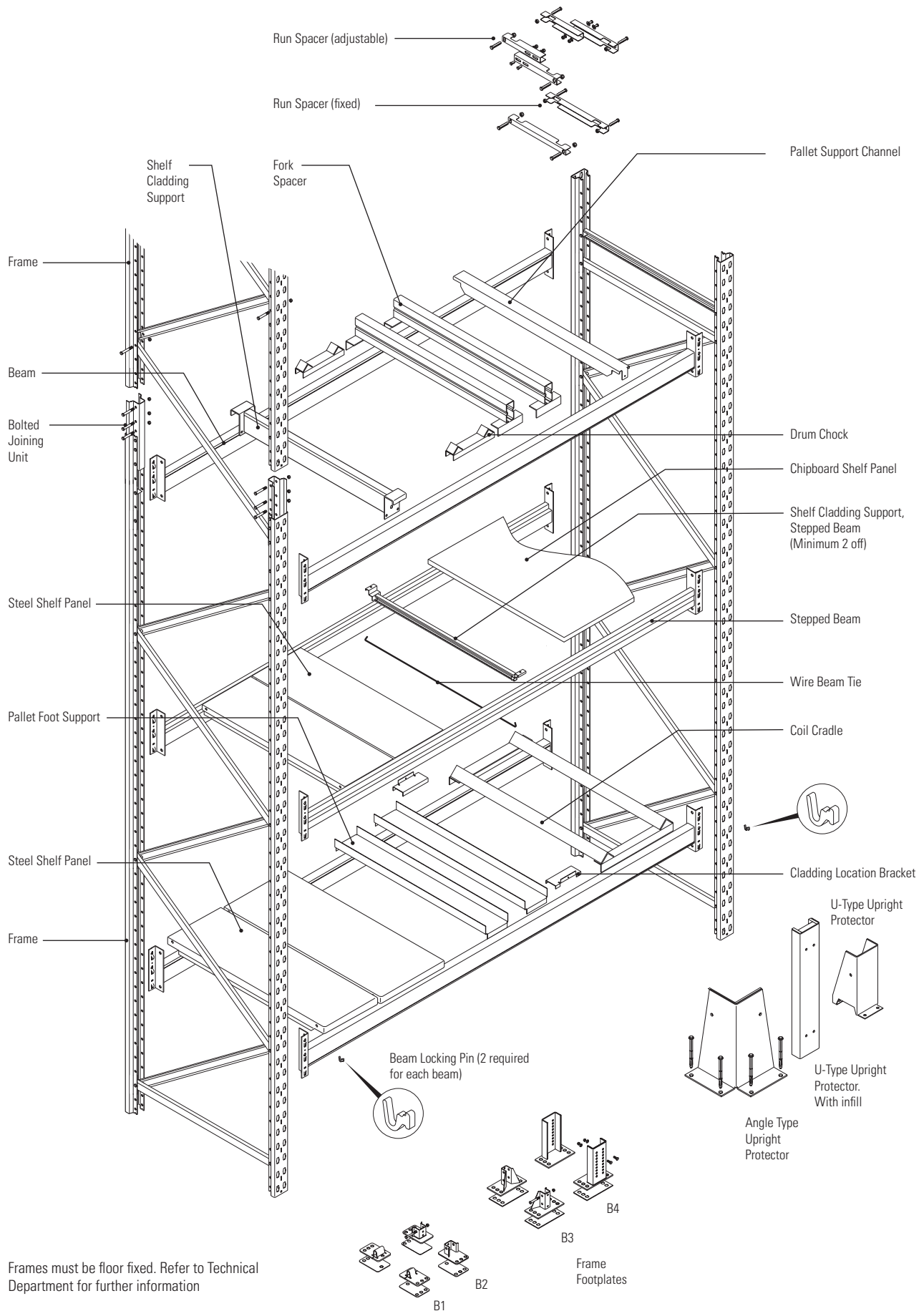


Price List

**Link51** A Trusted **w i** **Brand**

**Pallet racking system components**

**Exploded illustration of components**



Frames must be floor fixed. Refer to Technical Department for further information



**10 working days delivery**

**KD pallet racking frames**

**Medium duty frames**

Frames supplied KD with either B1 or B2 foot plate as shown in table.

Height	Feet	Frame depth mm/ £ Price each	
		900	1100
KN2850M----AB1GXQ	B1	<b>385.48</b>	<b>398.46</b>
KN4050M----AB1GXQ	B1	<b>529.48</b>	<b>546.56</b>
KN5250M----AB2GXQ	B2	<b>688.45</b>	<b>709.61</b>
KN6450M----AB2GXQ	B2	<b>833.05</b>	<b>858.32</b>

**Extra Heavy duty frames**

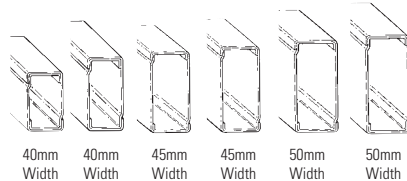
Frames supplied KD with either B2 or B3 foot plate as shown in table.

Height	Feet	Frame depth mm/ £ Price each	
		900	1100
KN2850E----AB2GXQ	B2	<b>610.22</b>	<b>625.32</b>
KN2850E----AB3GXQ	B3	<b>631.03</b>	<b>646.12</b>
KN4050E----AB2GXQ	B2	<b>841.69</b>	<b>861.68</b>
KN4050E----AB3GXQ	B3	<b>862.51</b>	<b>882.48</b>

To upgrade B1 to B3 feet add	<b>32.30</b>
To upgrade B2 to B3 feet add	<b>17.28</b>

**Box beams**

Notes:  
Prices are per Beam, excluding Locking Pins - two required per beam.

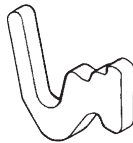


	Length	B070XC	B085XC	B095YC	B105YC	B120ZC	B130ZD*
B070XC1350....A3OR	1350mm	<b>111.07</b>					
B085XC2250....A3OR	2250mm		<b>165.63</b>				
B095YC2700....A3OR	2700mm			<b>228.23</b>			
B105YC2700....A3OR	2700mm				<b>239.67</b>		
B120ZC2700....A3OR	2700mm					<b>247.21</b>	
B130ZD3300....A3OR	3300mm						<b>313.90</b>

\*B130 beams can only be used with Heavy Duty, Extra Heavy & Super Heavy frames.

**Beam locking pins**

Type	Price £
XLLP85ZC	<b>2.13</b>



**Delivery**

- Orders must be received by midday.

<b>Within 10 working days</b>	Blue price on white
<b>Manufacture lead time</b>	Black price on white

- BLUE** prices are available on Quick Delivery within 10 working days.  
**List Values** - £50k list value mixed pallet racking product unless specifically agreed by us.
- BLACK** prices items are available on 'Manufacture lead time'. Please refer to the Whittan Trade office for current availability.

**Colour/finish availability**

CODE	COLOUR/FINISH
<b>GX</b>	Graphite Grey (BS5252 18 A14) - frame uprights, accessories*
<b>GT</b>	Pre-galvanised material - frame bracing ties, shelf panels
<b>OR</b>	Orange (RAL2000) - beams, accessories*
<b>GU</b>	Light Grey (RAL7035) - accessories*
<b>ZC</b>	Zinc Plated accessories

\*As indicated in part number

**Heavy duty frames**

Frames supplied KD with B2 foot plates.

Height	Feet	Frame depth mm/ £ Price each	
		900	1100
KN2850H----AB2GXQ	B2	<b>472.34</b>	<b>485.32</b>
KN4050H----AB2GXQ	B2	<b>646.67</b>	<b>663.75</b>
KN5250H----AB2GXQ	B2	<b>820.80</b>	<b>841.97</b>
KN6450H----AB2GXQ	B2	<b>994.62</b>	<b>1,019.88</b>

**Super Heavy duty frames**

Frames supplied KD with B3 foot plates.

Height	Feet	Frame depth mm/ £ Price each	
		900	1100
KN2850S----AB3GXQ	B3	<b>735.25</b>	<b>740.05</b>
KN4050S----AB3GXQ	B3	<b>995.84</b>	<b>1,015.82</b>

**Shim kits**

Description	Code	Price £
B1/B2	SHKB1B2	<b>12.91</b>
B3/B4	SHKB3B4	<b>17.23</b>

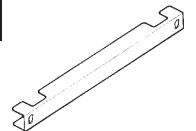
**Floor fixings**

Description	Code	Price £
Floor – up to 9mm	FD12058C	<b>4.06</b>
Floor – up to 50mm	FAS1250	<b>12.97</b>

**Fixed run spacer - 200mm**

Type	Price £
RSF0200GT	<b>14.21</b>

Note:  
Includes N&B's.



**Joining unit**

Type	Price £
BJUGX	<b>36.55</b>

Note:  
Includes N&B's.



**10 working days delivery**

## KD frame components

### KD frame uprights

Frame height	Medium Duty Price £		Heavy Duty Price £	
2850mm	M2850GX	<b>131.66</b>	H2850GX	<b>167.58</b>
4050mm	M4050GX	<b>187.11</b>	H4050GX	<b>238.19</b>
5250mm	M5250GX	<b>242.51</b>	H5250GX	<b>308.70</b>
6450mm	M6450GX	<b>298.26</b>	H6450GX	<b>379.05</b>

Frame height	Extra Heavy Duty Price £		Super Heavy Duty Price £	
2850mm	E2850GX	<b>230.62</b>	S2850GX	<b>277.59</b>
4050mm	E4050GX	<b>327.77</b>	S4050GX	<b>394.43</b>

### Foot plates inc. frame bolts

Type	Price £
B1HGT	<b>11.85</b>
B2HZC	<b>19.35</b>
B3HZC	<b>29.78</b>

**Note:**  
B3 feet required for runs less than 3 bays long or height/depth ratio exceeds 8:1

### Components

Type	Description	Price £
NY38ZC	3/8" nyloc nut	<b>0.39</b>
SP8838HH60ZG	8.8 3/8" x 60" set pin (gold finish)	<b>1.38</b>
SPZC	Frame Spacer	<b>1.06</b>

### KD frame ties

Standard duty ties for use with Medium & Heavy duty uprights

Frame height	Diagonal Price £		Horizontal Price £	
900mm	BDT0900SGT	<b>14.81</b>	BHT0900SGT	<b>12.41</b>
1100mm	BDT1100SGT	<b>16.86</b>	BHT1100SGT	<b>14.81</b>


Heavy duty ties for use with Extra Heavy & Super Heavy duty uprights

Frame depth	Diagonal Price £		Horizontal Price £	
900mm	BDT0900HGT	<b>16.86</b>	BHT0900HGT	<b>14.21</b>
1100mm	BDT1100HGT	<b>19.29</b>	BHT1100HGT	<b>16.87</b>

## Rack protection

### Rack end protection kit

Order Post Kit with Barrier Rail to suit frame depth. Kit includes all fixings.



'U' Type



'L' Type

### Barrier rail no supports

Code	Price £
SSRS150ZD09300R	<b>79.39</b>
SSRS150ZD11300R	<b>89.27</b>
SSRS150ZD20300R	<b>133.64</b>
SSRS150ZD24300R	<b>153.39</b>


### U type protector post kit

Code	Price £
SSPPKU400S150ZDOR	<b>493.83</b>

### L type protector post kit

Code	Price £
SSPPKL400S150ZDOR	<b>501.47</b>

### Upright protectors



U shape

L shape

Requires 4 off FAS1510 fixing bolts per protector.

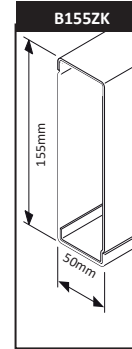
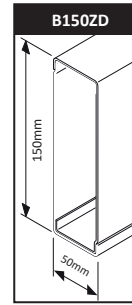
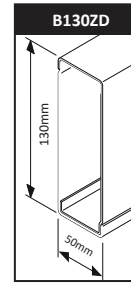
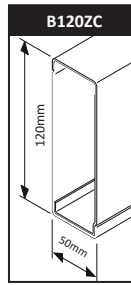
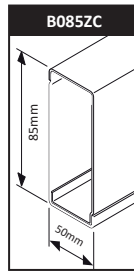
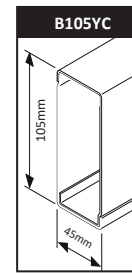
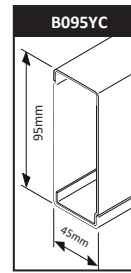
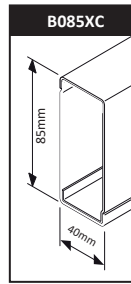
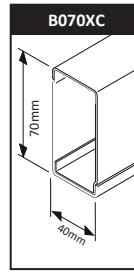
Type	Code	Price £
U shape	UP400OR	<b>179.47</b>
L shape	UPRA400OR	<b>183.21</b>
Fixing Bolt	FAS1510	<b>14.21</b>

# Box, open & shelving beams - product update

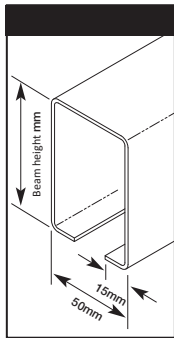
## Box beams

### Part Number System - Box Beams

Type <b>B</b> = Box	Beam Width mm <b>X</b> = 40 <b>Y</b> = 45 <b>Z</b> = 50	Beam Length Nominal, mm (Ranges from 1050 - 4500)	Connector <b>A3</b> , 3-tongue <b>A4</b> , 4-tongue				
<b>B</b>	<b>095</b>	<b>Y</b>	<b>C</b>	<b>2700</b>	<b>----</b>	<b>A3</b>	<b>OR</b>
Beam Height mm	Beam Gauge mm <b>C</b> 1.5 <b>D</b> 1.6 <b>F</b> 1.8 <b>K</b> 2.2	Downwelds Characters to be added for non-standard downwelds, in mm e.g. <b>D015</b> (015=15mm)	Colour Finish				



## Open beams



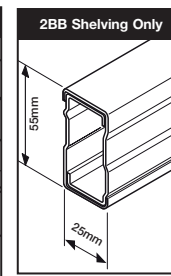
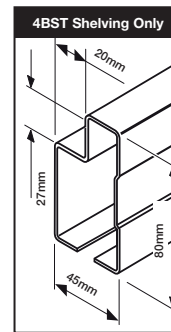
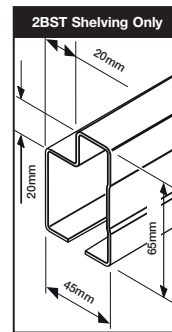
Beam	Height mm	Width mm	Thickness mm
BU050S	50	50	1.5
BU060S	60	50	1.5
BU075H	75	50	2.0
BU085S	85	50	1.5
BU100S	100	50	1.5
BU110H	110	50	2.0

For 20BC use BU050S  
For 30B use BU075H

### Part Number System - Open Beams

Type	Beam Length Nominal, mm (Ranges from 1050 - 3900)	Connector <b>A3</b> , 3-tongue				
<b>BU</b>	<b>050</b>	<b>S</b>	<b>2700</b>	<b>----</b>	<b>A3</b>	<b>OR</b>
Beam Height mm	Duty S = Standard 1.5mm H = Heavy 2mm	Downwelds Characters to be added for non-standard downwelds, in mm e.g. <b>D015</b> (015=15mm)	Colour Finish			

## Shelving beams



### Part Number System - Shelving Beams

Type 2BB, 2BST 4BST	Beam Length Nominal, mm (Ranges from 1050 - 3900)	Connector <b>A3T</b> , 3-tongue		
<b>2BB.</b>	<b>2700</b>	<b>----</b>	<b>A3T</b>	<b>OR</b>
For 3 digit codes, replace 4th digit with .	Downwelds Characters to be added for non-standard downwelds, in mm e.g. <b>D015</b> (015=15mm)	Colour Finish		

**Box beams - 1050 to 4500 mm - £ each**

- Notes:
1. Prices are per Beam, excluding Locking Pins (Part No. XLLP85ZC) - two required per beam.
  2. B155 & B150 Beams are for use with Extra-heavy & Super-heavy duty frames only (loads specified are for these beams fitted with 4-tongue connectors).
  3. B130 Beams are for use with Heavy, Extra-heavy and Super-heavy duty frames.
  4. B070-B120 Beams (inclusive) are for use with all frame types.
  5. For Galvanised Beams and beams with 4T connectors (other than B155 & B150), prices on application.

BOX BEAMS - PRICE £ Each

LENGTH	B070XC 70 x 40mm	B085XC 85 x 40mm	B085ZC 85 x 50mm	B095YC 95 x 45mm	B105YC 105 x 45mm	B120ZC 120 x 50mm	B130ZD 130 x 50mm	B150ZD 150 x 50mm	B155ZK 155 x 50mm
1050	93.87	94.66	108.24	109.06	113.95	117.22	123.06	141.99	143.20
1125	98.18	99.11	115.97	114.50	119.70	123.13	131.85	152.13	153.43
1200	102.49	103.56	123.70	119.89	125.36	129.05	135.33	156.15	163.66
1275	106.79	107.98	131.43	125.33	131.10	134.95	143.79	165.91	173.89
1350	111.07	112.43	139.17	130.76	136.81	140.86	147.60	170.31	184.12
1425	115.39	116.85	146.90	136.18	142.52	146.78	155.80	179.77	194.35
1500	119.70	121.31	140.68	141.59	148.24	152.66	159.90	184.50	204.58
1575	123.96	125.72	147.71	146.99	153.95	158.57	166.00	191.54	214.81
1650	128.25	130.17	154.75	152.40	159.67	164.45	172.14	198.62	225.04
1725	132.56	134.61	156.92	157.83	165.38	170.38	178.28	205.71	235.26
1800	136.87	139.07	162.33	163.23	171.09	176.29	184.44	212.81	245.49
1875	141.16	143.49	169.09	168.66	176.83	182.19	190.59	219.91	255.72
1950	145.45	147.91	173.16	174.07	182.52	188.10	196.69	226.95	265.95
2025	149.76	152.36	178.53	179.52	188.25	194.02	202.84	234.05	276.18
2100	154.07	156.81	185.14	184.90	193.94	199.93	208.99	241.14	286.41
2175	158.36	161.24	191.75	190.31	199.68	205.84	215.13	248.23	296.64
2250	162.64	165.63	194.82	195.73	205.42	211.77	221.26	255.30	306.87
2325	166.92	170.08	201.31	201.14	211.11	217.65	227.36	262.34	317.09
2400	171.23	174.51	207.81	206.57	216.85	223.55	233.51	269.44	327.32
2475	175.53	178.99	211.04	211.99	222.53	229.47	239.66	276.53	337.55
2550	179.82	183.39	217.44	217.40	228.27	235.38	245.80	283.61	347.78
2625	184.13	187.82	221.85	223.79	233.99	241.28	251.94	290.70	358.01
2700	188.44	192.26	227.25	228.23	239.67	247.21	258.06	297.76	368.24
2775	192.74	196.72	233.56	233.65	245.41	253.11	264.20	304.85	378.47
2850	197.01	201.14	239.88	239.06	251.14	258.99	270.37	311.96	388.70
2925	201.31	205.58	246.19	244.45	256.83	264.95	276.48	319.02	398.93
3000	205.62	210.01	252.54	249.89	262.57	270.84	282.64	326.12	409.15
3075	209.90	214.47	258.85	255.30	268.25	276.72	288.75	333.17	419.38
3150	214.20	218.91	265.17	260.72	273.99	282.63	294.91	340.28	429.61
3225	218.51	223.34	271.48	266.13	279.70	288.55	301.05	347.36	439.84
3300	222.81	227.76	270.57	271.53	285.41	294.46	307.17	354.43	450.07
3375	227.10	232.22	276.72	276.97	291.11	300.37	313.31	361.51	460.30
3450	231.40	236.65	282.87	282.37	296.85	306.28	319.46	368.61	470.53
3525	235.71	241.10	289.02	287.79	302.55	312.22	325.59	375.68	480.76
3600	239.99	245.49	292.23	293.22	308.28	318.09	331.73	382.76	530.27
3675	244.29	249.96	298.32	298.63	313.98	323.99	337.85	389.83	541.32
3750	248.58	254.39	304.41	304.05	319.69	329.90	343.99	396.91	552.36
3825	252.86	258.84	310.49	309.45	325.41	335.80	350.14	404.01	563.41
3900	257.22	263.27	316.58	314.88	331.13	341.71	356.26	411.07	574.45
3975	261.51	267.68	322.67	320.28	336.83	347.64	362.40	418.15	585.50
4050	265.76	272.14	328.76	325.71	342.57	353.54	368.54	425.24	596.54
4125				416.17	430.63	441.30	443.27	511.46	607.59
4200				423.09	437.83	448.60	450.48	519.79	707.16
4275				430.07	445.04	455.97	457.76	528.18	719.79
4350				437.04	452.85	463.36	464.96	536.49	732.42
4425				444.02	459.49	471.35	472.26	544.91	745.04
4500				450.98	466.71	478.09	479.52	553.29	757.67

**Shelving & open beams - 1050 to 4050 mm - £ each**

6. 2BST & 4BST Stepped Beams must be fitted with one or two Wire Beam Ties, equally spaced.  
1800 to 2700mm - 1 beam tie  
2701 to 3900mm - 2 beam ties.

7. When used to support Chipboard or similar shelving, all non-stepped Beams may require the use of Cladding Location Brackets.

8. Downwelded beams are available at no extra cost (consider additional installation and marshalling costs).  
9. Beam lengths available on 5mm increments.

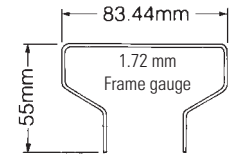
OPEN BEAMS - PRICE £ EACH							SHELVING BEAMS - PRICE £ EACH		
LENGTH	BU050S 50 x 50mm	BU060S 60 x 50mm	BU075H 75 x 50mm	BU085S 85 x 50mm	BU100S 100 x 50mm	BU110H 110 x 50mm	2BB 55 x 25mm	2BST 65 x 45mm	4BST 80 x 45mm
1050	71.19	70.73	83.37	84.93	78.33	96.33	66.16	61.74	76.77
1125	71.68	75.78	89.33	90.99	83.93	103.21	70.89	66.15	82.25
1200	77.44	80.83	91.05	97.06	89.52	110.09	75.61	67.15	83.48
1275	82.28	85.88	96.74	103.13	95.12	116.97	80.34	71.35	88.70
1350	83.65	87.47	98.72	117.92	100.71	123.85	77.31	72.55	90.18
1425	83.69	92.33	102.56	124.47	106.31	130.73	81.61	76.58	95.19
1500	89.92	97.19	106.37	127.08	111.90	137.61	82.89	77.94	96.93
1575	94.42	102.05	111.69	133.43	117.50	144.49	87.03	81.84	101.78
1650	96.13	106.91	114.04	139.78	123.09	151.37	88.43	83.34	103.63
1725	100.50	111.77	121.74	146.14	128.69	158.25	91.26	86.04	108.34
1800	102.36	111.37	121.73	152.49	134.28	165.13	94.06	88.75	110.35
1875	106.63	121.47	126.81	158.84	139.88	172.01	97.98	92.45	114.95
1950	108.60	126.33	129.41	165.20	145.47	178.89	101.90	94.14	117.06
2025	112.78	121.71	133.25	171.55	151.07	185.78	105.82	96.85	121.56
2100	114.83	120.70	137.10	155.57	156.66	192.66	105.21	99.56	123.74
2175	118.93	125.01	142.00	161.13	162.26	199.54	108.97	102.27	128.16
2250	121.07	132.05	144.75	177.61	173.02	206.42	110.79	104.96	130.50
2325	125.11	136.45	149.58	160.90	178.79	213.30	114.48	107.66	133.85
2400	127.32	140.85	152.43	166.09	184.55	220.18	116.36	110.38	137.20
2475	131.30	145.26	156.30	171.28	190.32	227.06	120.00	113.83	141.49
2550		149.66	160.13	176.47	190.22	233.94	121.95	115.76	143.91
2625		154.06	163.23	181.66	195.81	240.82		118.46	147.27
2700		152.76	167.82	176.56	201.43	227.87		121.15	150.62
2775		157.00	172.48	181.46	207.03	234.20		124.52	154.80
2850		161.25	175.48	191.60	212.62	240.53		126.57	157.35
2925		165.49	180.10	196.64	218.22	246.86		129.90	161.49
3000		160.57	183.17	201.68	207.23	253.19		133.23	164.06
3075		164.58	187.75	206.73	212.41	259.52		134.67	167.44
3150		168.60	190.83	211.77	217.59	265.85		137.95	171.52
3225		172.61	195.37	216.81	222.77	272.18		141.24	175.61
3300		180.28	198.50	215.81	227.95	278.68		144.52	179.69
3375			203.01	220.71	233.13	285.01		147.81	183.78
3450			206.18	225.62	238.31	291.35		151.09	184.20
3525			210.66	230.52	243.50	297.68		154.38	188.20
3600			213.87	235.43	248.68	304.01		157.66	192.21
3675				240.33	253.86	310.35		160.95	196.21
3750				245.24	259.04	316.68		164.23	200.22
3825				250.14	264.22	323.02		167.52	204.22
3900				255.05	269.40	329.35		170.80	208.23
3975									
4050									
4125									
4200									
4275									
4350									
4425									
4500									

## KD frames - medium duty upright - 500 to 900 mm depths

### Example part number

KN	2100	M	0900	A	B2	GXQ
Frame Type	Frame Height	Upright Type	Frame Depth	A = Ambient	Feet Type*	Finish

**MEDIUM  
UPRIGHT  
SECTION**



\*B3 feet required for runs less than 3 bays long or height/depth ratio exceeds 8:1

HEIGHT	FEET	FRAME DEPTH MM / PRICE £ PER FRAME					
		M0500	M0600	M0700	M0750	M0800	M0900
KN1050	B1	168.78	159.16	153.95	155.72	166.06	169.43
KN1200	B1	192.89	187.30	175.94	177.97	196.80	201.37
KN1350	B1	217.00	201.24	197.94	200.21	210.73	215.29
KN1500	B1	220.69	215.11	219.93	222.46	224.59	229.17
KN1650	B1	231.27	228.68	232.95	235.38	237.25	241.63
KN1800	B1	261.42	256.69	262.31	265.39	267.87	273.43
KN1950	B1	275.24	270.51	276.12	279.19	281.69	287.25
KN2100	B1	289.02	284.28	289.90	292.97	295.46	301.03
KN2250	B1	299.51	297.76	302.82	305.79	308.04	313.39
KN2400	B1	329.97	326.07	332.50	336.11	338.96	345.51
KN2550	B1	343.70	339.80	346.20	349.83	352.67	359.22
KN2700	B1	357.33	353.42	366.56	363.46	366.30	372.86
KN2850	B1	368.05	367.15	373.01	376.52	379.12	385.48
KN3000	B1	398.19	395.13	402.34	406.51	409.70	417.25
KN3150	B1	412.20	409.15	422.46	420.53	430.19	431.28
KN3300	B1	426.04	422.99	430.21	434.38	437.57	445.12
KN3450	B1	436.70	436.62	443.29	447.35	450.28	457.64
KN3600	B1	466.75	464.54	472.55	477.27	480.82	489.36
KN3750	B1	480.50	478.30	486.30	491.02	494.56	503.11
KN3900	B1	494.63	492.42	500.42	505.14	508.69	517.22
KN4050	B1	505.00	505.76	513.22	517.83	528.26	529.48
KN4200	B1	523.70	533.90	542.70	547.97	551.87	561.39
KN4350	B2	542.41	562.78	571.57	576.85	580.74	590.27
KN4500	B2	577.93	576.55	585.36	590.62	594.52	604.04
KN4650	B2	588.43	590.03	598.28	603.44	607.09	616.43
KN4800	B2	618.61	618.08	627.67	633.50	637.74	648.26
KN4950	B2	637.94	632.17	641.76	647.58	651.82	662.34
KN5100	B2	646.44	645.92	655.51	661.33	665.57	676.09
KN5250	B2	656.91	659.35	668.39	674.10	678.11	688.45
KN5400	B2	687.16	687.46	687.49	693.36	708.83	720.34
KN5550	B2	700.93	706.56	711.63	718.01	722.60	734.12
KN5700	B2	714.96	715.27	725.65	732.02	736.61	748.15
KN5850	B2	733.77	728.81	738.64	744.90	755.99	760.58
KN6000	B2	755.73	756.87	768.06	774.99	779.92	792.45
KN6150	B2	774.62	775.79	787.26	794.36	793.63	806.13
KN6300	B2	793.52	794.71	795.71	797.05	807.58	820.10
KN6450	B2	794.46	798.58	809.21	816.03	820.74	833.05



## KD frames - medium duty upright - 1000 to 1500 mm depths

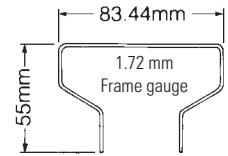
NOTE: UP TO AND INCLUDING 4200mm:

For No Feet Subtract **£23.71**  
 For B2 Feet Add **£15.02**  
 For B3 Add **£35.84**

NOTE: Over 4200mm:

For No Feet Subtract **£38.79**  
 For B3 Add **£20.82**

**MEDIUM  
UPRIGHT  
SECTION**



\*B3 feet required for runs less than 3 bays long or height/depth ratio exceeds 8:1

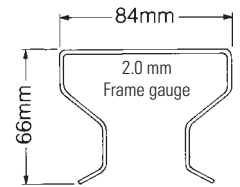
HEIGHT	FEET	FRAME DEPTH MM / PRICE £ PER FRAME					
		M1000	M1100	M1200	M1350	M1400	M1500
KN1050	B1	172.90	176.28	179.95	183.55	177.06	199.93
KN1200	B1	206.02	210.61	215.59	220.41	202.35	228.49
KN1350	B1	219.96	224.54	242.54	214.98	227.65	257.05
KN1500	B1	233.82	238.40	243.38	238.87	252.94	267.01
KN1650	B1	246.18	250.53	255.29	262.76	278.23	301.70
KN1800	B1	279.18	284.73	290.79	286.64	303.53	340.86
KN1950	B1	292.99	298.54	304.60	310.53	316.31	354.66
KN2100	B1	306.77	312.31	318.37	324.32	330.10	368.44
KN2250	B1	319.03	324.33	330.19	336.01	341.61	403.05
KN2400	B1	352.34	358.85	365.99	373.06	379.88	442.50
KN2550	B1	366.06	372.57	379.72	386.77	403.62	456.22
KN2700	B1	379.68	386.19	393.35	400.40	396.94	469.85
KN2850	B1	392.20	398.46	405.40	412.33	418.99	504.69
KN3000	B1	425.16	432.64	440.88	449.04	456.92	521.95
KN3150	B1	439.18	446.66	454.90	463.07	479.77	557.84
KN3300	B1	453.03	460.50	468.73	485.12	484.79	571.68
KN3450	B1	465.45	472.67	480.69	488.74	496.47	606.43
KN3600	B1	498.36	506.79	516.10	509.99	534.33	645.49
KN3750	B1	512.10	520.54	529.85	531.24	556.59	659.24
KN3900	B1	526.22	534.65	543.97	553.26	562.19	673.36
KN4050	B1	538.36	546.56	555.66	564.83	573.59	707.84
KN4200	B1	571.48	580.89	591.28	585.75	611.67	747.11
KN4350	B2	600.36	609.75	620.16	630.55	633.52	775.99
KN4500	B2	614.13	623.54	633.93	644.34	654.32	789.77
KN4650	B2	626.40	635.56	645.74	656.02	665.85	824.36
KN4800	B2	659.43	669.78	681.27	692.80	703.85	863.55
KN4950	B2	673.51	683.87	695.36	706.88	717.93	877.65
KN5100	B2	687.26	697.62	709.11	720.63	739.69	891.40
KN5250	B2	699.49	709.61	720.88	732.28	761.44	945.71
KN5400	B2	732.60	743.90	756.48	769.12	773.50	965.21
KN5550	B2	746.37	757.70	770.27	782.89	794.99	978.98
KN5700	B2	760.38	771.71	784.29	796.92	809.02	1005.44
KN5850	B2	772.72	783.80	796.15	808.67	820.61	1027.66
KN6000	B2	805.79	818.07	831.72	845.47	858.62	1066.89
KN6150	B2	819.47	831.75	845.40	866.61	880.09	1080.57
KN6300	B2	833.44	845.72	859.37	887.74	901.55	1094.54
KN6450	B2	846.28	858.32	871.77	885.38	898.38	1129.72

## KD frames - heavy duty upright - 500 to 900 mm depths

### Example part number

KN	2100	H	0900	A	B2	GXQ
Frame Type	Frame Height	Upright Type	Frame Depth	A = Ambient	Feet Type	Finish

**HEAVY  
DUTY  
UPRIGHT  
SECTION**



\*B3 feet required for runs less than 3 bays long or height/depth ratio exceeds 8:1

HEIGHT	FEET	FRAME DEPTH MM / PRICE £ PER FRAME					
		H0500	H0600	H0700	H0750	H0800	H0900
KN1050	B2	178.53	194.64	188.23	190.03	181.76	211.11
KN1200	B2	204.03	222.44	215.12	217.17	207.72	246.74
KN1350	B2	229.54	250.25	242.01	244.32	233.69	277.58
KN1500	B2	255.04	264.23	268.90	271.47	259.65	281.90
KN1650	B2	280.55	290.65	295.79	298.61	285.62	298.03
KN1800	B2	306.05	317.07	322.68	325.76	311.58	333.82
KN1950	B2	331.56	334.54	340.61	343.86	337.55	351.29
KN2100	B2	357.06	352.32	376.46	380.05	363.51	369.07
KN2250	B2	373.13	369.59	374.66	407.20	379.87	385.24
KN2400	B2	398.00	401.39	407.81	411.43	414.27	420.82
KN2550	B2	422.88	418.99	425.41	429.02	431.87	438.43
KN2700	B2	430.98	437.27	443.75	454.26	449.53	456.08
KN2850	B2	454.92	461.56	468.40	463.40	465.99	472.34
KN3000	B2	468.21	485.85	493.05	487.79	500.42	507.97
KN3150	B2	491.62	497.51	517.70	512.18	525.44	525.53
KN3300	B2	515.03	521.20	542.36	536.57	550.46	543.32
KN3450	B2	538.44	538.36	567.01	560.96	552.03	559.39
KN3600	B2	572.56	558.97	578.36	583.08	586.62	595.17
KN3750	B2	569.78	582.26	589.95	600.77	604.30	612.86
KN3900	B2	592.57	605.55	613.55	624.80	628.47	630.35
KN4050	B2	615.36	622.97	630.42	635.04	638.33	646.67
KN4200	B2	638.15	649.13	663.48	658.56	672.65	682.18
KN4350	B2	660.94	672.31	681.11	686.38	690.28	699.81
KN4500	B2	683.74	689.99	698.80	704.06	707.96	717.49
KN4650	B2	706.53	706.64	715.56	720.74	724.39	733.72
KN4800	B2	729.32	729.44	748.73	754.54	758.79	769.32
KN4950	B2	752.11	756.79	772.13	778.12	776.44	786.96
KN5100	B2	774.90	774.35	783.95	801.70	794.02	804.55
KN5250	B2	790.76	791.72	800.76	806.47	810.46	820.80
KN5400	B2	813.35	814.34	834.03	840.40	844.99	856.50
KN5550	B2	835.95	836.96	857.20	855.96	862.60	874.11
KN5700	B2	858.54	859.58	880.37	879.10	885.91	891.70
KN5850	B2	884.12	876.07	885.90	892.17	909.23	907.84
KN6000	B2	906.79	898.53	919.11	926.04	930.99	943.50
KN6150	B2	911.56	921.00	942.09	949.19	948.77	961.29
KN6300	B2	933.80	943.46	965.07	961.45	966.41	978.91
KN6450	B2	956.03	965.92	988.04	977.59	982.30	994.62

## KD frames - heavy duty upright - 1000 to 1500 mm depths

### Example part number

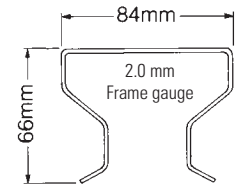
KN	2100	H	0900	A	B2	GXQ
Frame Type	Frame Height	Upright Type	Frame Depth	A = Ambient	Feet Type	Finish

**NOTE:**

For No Feet Subtract  
For B3 Add

**£38.79**  
**£20.82**

**HEAVY DUTY UPRIGHT SECTION**



\*B3 feet required for runs less than 3 bays long or height/depth ratio exceeds 8:1

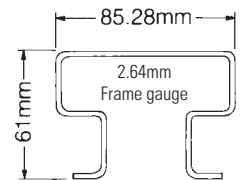
HEIGHT	FEET	FRAME DEPTH MM / PRICE £ PER FRAME					
		H1000	H1100	H1200	H1350	H1400	H1500
KN1050	B2	200.59	217.94	193.21	183.92	190.73	218.25
KN1200	B2	229.25	255.98	220.81	210.19	217.98	249.42
KN1350	B2	257.90	262.03	248.41	236.46	245.23	280.60
KN1500	B2	286.56	291.14	276.01	262.74	272.47	311.78
KN1650	B2	302.58	306.93	303.62	289.01	299.72	342.96
KN1800	B2	339.55	345.10	331.22	315.28	326.97	374.13
KN1950	B2	357.03	362.58	358.82	341.56	354.21	405.31
KN2100	B2	374.81	380.37	386.42	367.83	381.46	436.49
KN2250	B2	390.87	396.18	402.02	394.11	408.71	485.46
KN2400	B2	427.66	434.17	441.31	420.38	435.96	517.82
KN2550	B2	445.26	451.76	458.90	446.65	463.20	520.76
KN2700	B2	462.91	469.41	485.89	472.93	490.45	551.39
KN2850	B2	479.07	485.32	492.25	499.20	505.85	582.03
KN3000	B2	515.87	523.35	531.58	525.47	547.64	612.66
KN3150	B2	541.66	540.92	549.15	551.75	575.02	643.29
KN3300	B2	551.22	558.71	566.94	578.02	582.98	673.93
KN3450	B2	567.18	574.41	582.43	590.48	598.20	708.18
KN3600	B2	604.16	612.59	621.91	616.15	640.14	751.30
KN3750	B2	621.84	630.28	639.61	641.83	657.83	768.99
KN3900	B2	639.36	647.79	657.10	667.50	684.14	799.75
KN4050	B2	655.56	663.75	672.85	682.02	710.46	825.04
KN4200	B2	692.26	701.65	712.07	707.28	736.77	867.90
KN4350	B2	709.89	719.28	722.46	740.09	750.08	885.52
KN4500	B2	727.57	736.98	747.37	757.78	767.77	903.21
KN4650	B2	743.70	752.85	763.03	773.32	783.14	941.66
KN4800	B2	780.48	790.84	802.33	813.84	808.40	984.60
KN4950	B2	798.14	808.51	819.98	831.50	842.55	1015.37
KN5100	B2	815.71	826.07	837.55	849.06	860.12	1046.14
KN5250	B2	831.86	841.97	853.24	864.65	875.52	1078.07
KN5400	B2	868.76	880.08	892.66	889.35	917.40	1108.87
KN5550	B2	886.37	897.69	910.27	914.06	942.88	1118.98
KN5700	B2	903.96	915.28	927.86	940.50	968.37	1149.22
KN5850	B2	919.99	931.07	943.42	955.93	993.85	1179.47
KN6000	B2	956.84	969.12	982.77	996.52	1009.67	1217.94
KN6150	B2	974.62	986.89	1000.56	1021.43	1027.46	1248.39
KN6300	B2	992.25	1004.53	1018.19	1046.35	1045.09	1278.84
KN6450	B2	1007.85	1019.88	1033.32	1046.95	1059.93	1291.28

## KD frames - extra heavy duty upright - 500 to 900 mm depths

### Example part number

KN	2100	E	0900	A	B2	GXQ
Frame Type	Frame Height	Upright Type	Frame Depth	A = Ambient	Feet Type	Finish

**EXTRA  
HEAVY  
DUTY  
UPRIGHT  
SECTION**



\*B3 feet required for runs less than 3 bays long or height/depth ratio exceeds 8:1

HEIGHT	FEET	FRAME DEPTH MM / PRICE £ PER FRAME					
		E0500	E0600	E0700	E0750	E0800	E0900
KN1050	B2	208.27	220.15	229.16	214.20	242.74	240.91
KN1200	B2	238.02	251.60	261.89	244.80	277.41	275.32
KN1350	B2	267.77	283.05	294.63	275.40	312.09	309.74
KN1500	B2	297.53	314.51	327.36	306.00	346.77	344.15
KN1650	B2	327.28	345.96	360.10	336.60	381.44	378.57
KN1800	B2	357.03	377.41	392.84	367.20	416.12	422.87
KN1950	B2	386.78	408.86	425.57	397.80	419.46	428.69
KN2100	B2	416.54	440.31	458.31	428.40	451.73	461.66
KN2250	B2	446.29	471.76	490.64	459.01	484.00	494.64
KN2400	B2	476.04	503.21	523.35	489.61	516.26	538.52
KN2550	B2	505.79	534.66	547.64	520.21	548.53	562.80
KN2700	B2	535.55	566.11	557.90	550.81	580.80	578.10
KN2850	B2	565.30	597.56	588.89	581.41	613.06	610.22
KN3000	B2	595.05	629.01	619.89	612.01	645.33	654.25
KN3150	B2	624.80	643.40	650.88	642.61	649.18	678.66
KN3300	B2	654.56	674.04	681.88	673.21	680.09	702.80
KN3450	B2	684.31	704.67	712.87	703.81	711.00	725.90
KN3600	B2	714.06	735.31	743.87	734.41	741.92	769.89
KN3750	B2	743.81	765.95	774.86	765.01	772.83	787.08
KN3900	B2	773.57	780.90	785.59	795.61	803.74	818.56
KN4050	B2	803.32	810.93	815.80	826.21	834.65	841.69
KN4200	B2	833.07	840.97	846.02	856.81	865.57	885.90
KN4350	B2	862.82	871.00	876.23	887.41	896.48	909.95
KN4500	B2	892.58	901.04	906.45	918.01	927.39	934.15
KN4650	B2	922.33	931.07	936.66	935.39	958.31	957.40
KN4800	B2	952.08	961.11	971.66	965.57	989.22	1001.40
KN4950	B2	981.83	991.14	1002.02	995.74	1011.85	1025.68
KN5100	B2	1011.59	1021.17	1024.24	1025.92	1042.52	1050.09
KN5250	B2	1041.34	1051.21	1054.37	1056.09	1073.18	1073.20
KN5400	B2	1071.09	1081.24	1084.49	1097.79	1103.84	1117.11
KN5550	B2	1100.84	1111.28	1114.62	1121.11	1134.50	1141.48
KN5700	B2	1130.60	1141.31	1144.74	1151.41	1165.16	1158.30
KN5850	B2	1160.35	1171.35	1174.87	1181.71	1195.83	1188.78
KN6000	B2	1190.10	1201.38	1204.99	1212.01	1226.49	1232.90
KN6150	B2	1219.85	1231.42	1229.25	1242.31	1257.15	1257.15
KN6300	B2	1249.61	1261.45	1259.23	1272.61	1287.81	1281.39
KN6450	B2	1279.36	1291.49	1289.21	1302.91	1318.48	1304.29



## KD frames - extra heavy duty upright - 1000 to 1500 mm depths

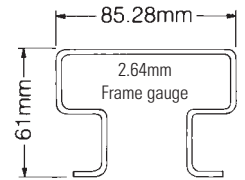
### Example part number

KN	2100	E	0900	A	B2	GXQ
Frame Type	Frame Height	Upright Type	Frame Depth	A = Ambient	Feet Type	Finish

**NOTE:**

For No Feet Subtract **£38.79**  
 For B3 Add **£20.82**

**EXTRA  
HEAVY  
DUTY  
UPRIGHT  
SECTION**



\*B3 feet required for runs less than 3 bays long or height/depth ratio exceeds 8:1

HEIGHT	FEET	FRAME DEPTH MM / PRICE £ PER FRAME					
		E1000	E1100	E1200	E1350	E1400	E1500
KN1050	B2	238.98	247.40	258.30	236.29	231.58	274.54
KN1200	B2	273.13	282.74	295.20	270.05	264.66	313.76
KN1350	B2	307.27	318.08	332.10	303.80	297.75	352.98
KN1500	B2	341.41	353.43	369.00	337.56	330.83	392.19
KN1650	B2	375.55	388.77	405.90	371.31	363.91	431.41
KN1800	B2	409.69	435.73	442.80	405.07	397.00	470.63
KN1950	B2	443.83	449.63	456.19	438.83	430.08	509.85
KN2100	B2	477.97	484.22	491.28	472.58	463.16	549.07
KN2250	B2	512.11	507.30	500.08	506.34	496.24	588.29
KN2400	B2	546.25	553.82	533.42	540.09	529.33	627.51
KN2550	B2	570.55	578.11	566.76	573.85	562.41	666.73
KN2700	B2	594.78	602.35	600.10	607.60	595.49	705.95
KN2850	B2	630.12	625.32	633.44	641.36	628.58	745.17
KN3000	B2	663.28	672.00	654.65	659.76	661.66	772.87
KN3150	B2	679.47	696.42	687.38	692.75	694.74	821.97
KN3300	B2	711.83	720.54	720.12	725.73	727.83	855.65
KN3450	B2	747.70	743.44	752.85	758.72	760.91	894.54
KN3600	B2	780.21	790.08	801.00	791.71	793.99	919.07
KN3750	B2	804.59	814.47	825.38	824.70	827.07	957.37
KN3900	B2	828.88	838.76	840.06	857.69	860.16	995.66
KN4050	B2	851.99	861.68	872.37	890.67	893.24	1044.04
KN4200	B2	897.50	908.55	920.73	923.66	926.53	1068.54
KN4350	B2	921.55	932.59	944.77	956.65	959.62	1106.70
KN4500	B2	937.73	956.78	968.99	979.45	992.71	1144.86
KN4650	B2	968.99	979.83	991.80	1012.10	1015.41	1197.15
KN4800	B2	1014.28	1026.48	1039.95	1044.75	1048.17	1235.77
KN4950	B2	1038.56	1050.76	1064.24	1077.40	1080.92	1274.39
KN5100	B2	1062.98	1075.18	1088.65	1101.82	1113.68	1313.00
KN5250	B2	1086.06	1098.07	1119.78	1124.37	1146.43	1351.62
KN5400	B2	1131.27	1144.63	1151.78	1173.83	1179.19	1390.24
KN5550	B2	1155.64	1169.00	1183.77	1198.21	1211.94	1428.86
KN5700	B2	1179.88	1193.24	1214.96	1222.44	1244.70	1467.47
KN5850	B2	1202.93	1216.09	1246.94	1238.49	1277.45	1506.09
KN6000	B2	1248.35	1262.87	1278.91	1270.24	1310.21	1544.71
KN6150	B2	1258.35	1287.13	1287.09	1302.00	1316.61	1565.09
KN6300	B2	1289.04	1311.36	1318.49	1333.75	1348.72	1603.27
KN6450	B2	1319.73	1334.06	1349.88	1365.51	1380.83	1641.44

## Accessories

### Steel shelf panels

#### Example part number

Panel Width:  
0300  
0375

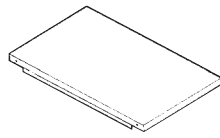
Frame  
Depth

Finish

0300	SSP	0900	50	GT
------	-----	------	----	----

SSP = Standard  
MSP = Medium  
HSP = Heavy

To suit Beam  
sections:  
45/50mm



FRAME DEPTH MM	PRICE £ EACH					
	0300SSP	0300MSP	0300HSP	0375SSP	0375MSP	0375HSP
500	48.35	43.66	50.07	51.73	39.97	51.53
600	46.50	52.39	60.08	73.30	47.96	61.84
700	49.42	48.40	70.09	54.06	55.95	72.14
750	51.32	51.86	75.10	51.56	59.95	77.30
800	49.93	55.32	74.98	55.00	63.95	82.45
900	56.17	62.23	84.35	61.87	71.94	92.75
1000	57.35	69.21	91.14	63.68	77.44	103.06
1100	63.09	73.60	94.66	70.05	82.24	110.44
1200	66.47	77.82	103.26	73.86	87.34	120.48
1300	80.57	84.31	111.87	75.81	94.62	130.52
1400	86.77	90.79	120.47	81.64	101.90	140.56
1500	92.97	97.28	166.86	87.47	109.18	150.60

### Shelf cladding supports for open & box beams

#### Example part number

Product

Support  
Material

Colour  
Finish

SCS	0900	2SB	50	OR
-----	------	-----	----	----

Frame  
Depth

To suit Beam  
sections:  
25/40/45/50mm



FRAME DEPTH MM	PRICE £ EACH
	2SB
500	39.85
600	41.43
700	43.78
750	44.55
800	46.04
900	47.42
1000	49.63
1100	52.15
1200	53.62
1300	58.07
1400	59.93
1500	62.11

### Pallet support channel

#### Example part number

Pallet Support  
Channel

Material Gauge  
F = 1.8mm

To suit Beam sections:  
45/50mm

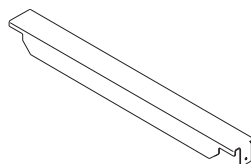
PSC	6563	F	****	45	GT
-----	------	---	------	----	----

65mm W  
x 63mm D

Nominal Frame  
depth

Finish

FRAME DEPTH MM	PRICE £ EACH
PSC6563F090045GT	58.11
PSC6563F090050GT	58.11
PSC6563F110045GT	66.26
PSC6563F110050GT	66.26



### Shelf cladding supports for stepped beams

#### Example part number

Product

Stepped  
Beam

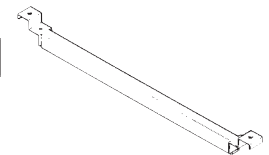
To suit Beam sections:  
20 = 2BST  
27 = 4BST

SCS	0900	ST	BTH	20	OR
-----	------	----	-----	----	----

Frame  
Depth

BTH = STD  
2SB = HD

Colour  
Finish

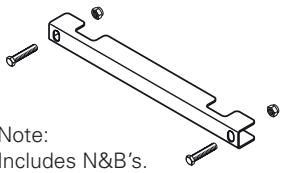


FRAME DEPTH MM	PRICE £ EACH			
	STANDARD DUTY (BTH)		HEAVY DUTY (2SB)	
	2BST	4BST	2BST	4BST
500	25.17	27.41	27.11	32.14
600	26.03	28.30	32.53	34.33
700	28.02	28.58	31.12	35.54
750	29.00	31.21	33.35	37.49
800	30.50	32.62	35.57	38.39
900	31.97	34.13	38.80	40.74
1000	33.67	34.46	41.42	43.08
1100	35.54	37.92	43.06	44.74
1200	37.62	39.97	45.15	46.92
1300	n/a **	n/a **	46.62	49.00
1400	n/a **	n/a **	48.57	51.07
1500	n/a **	n/a **	50.75	53.22

\*\* Heavy Duty Supports must be used for these lengths

## Accessories

### Rack run spacer - fixed



Note:  
Includes N&B's.

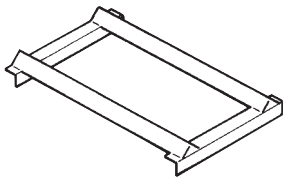
NOTES:  
GT finish  
\*On sizes 800mm and above use 2 Spacers on opposite sides of the upright and fixed at the same vertical position.

#### Example part number

RSF	0150	GT
-----	------	----

RACK SPACING MM	PRICE £ EACH
50	10.62
100	12.11
150	12.91
200	14.21
250	15.01
300	16.47
350	16.86
400	17.65
450	18.55
500	20.11
550	22.70
600	23.63
650	24.49
700	25.35
750	26.35


### Coil cradles



#### Example part number

CC	0800	GU
----	------	----

### Rack run spacer adjustable



Note:  
Includes N&B's.

NOTES:  
GT finish  
\*On sizes 800mm and above use 2 Spacers on opposite sides of the upright and fixed at the same vertical position.

#### Example part number

RSA	0200	GT
-----	------	----

RACK SPACING MM	PRICE £ EACH
100	39.15
150	40.32
200	42.36
250	44.02
300	46.09
350	48.29
400	49.46
450	52.25
500	53.94
550	55.50
600	57.10
650	60.62
700	62.45
750	64.02

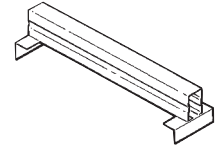
FRAME DEPTH MM	PRICE £ EACH
500	167.62
600	201.14
700	210.24
750	225.26
800	240.28
900	270.31
1000	293.28
1100	316.18
1200	344.92
1300	373.67
1400	402.41
1500	431.15

### Fork spacers

#### Example part number

FS	0500	S	OR
----	------	---	----

S - Standard  
M - Medium  
H = Heavy



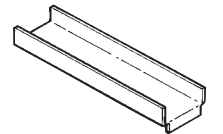
FRAME DEPTH MM	TYPE / PRICE £ EACH		
	S = B095YC	M = B105YC	H = B120ZC
500	47.50	53.96	60.46
600	52.61	64.75	68.13
700	58.03	71.95	75.86
750	60.46	75.45	79.68
800	63.09	78.99	83.56
900	68.13	86.22	91.14
1000	73.31	93.14	98.88
1100	81.22	102.93	109.13
1200	86.36	110.18	116.89
1300	91.51	117.18	124.56
1400	96.60	124.39	132.25
1500	101.84	131.58	139.98

### Pallet foot supports

#### Example part number

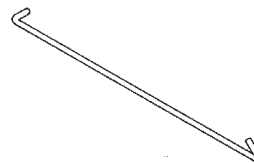
PFS	0600	S	GU
-----	------	---	----

S - Standard  
M - Medium  
H = Heavy



**For prices, please refer to  
Whittan Design Department**

### Wire beam ties (for stepped beams)



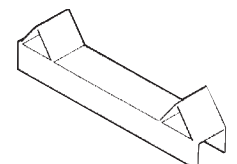
#### Example part number

BSWT	0700	GP
------	------	----

FRAME DEPTH MM	PRICE £ EACH
	BSWTGP
500	4.13
600	4.32
700	4.60
750	4.85
800	5.19
900	5.52
1000	5.98
1100	6.56
1200	6.63
1300	7.39
1400	7.67
1500	8.22

### Drum chocks

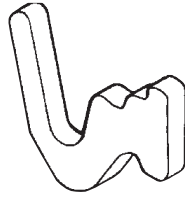
**For prices, please refer  
to Whittan Design  
Department**



## Accessories

### Beam locking pins

TYPE	PRICE £ EACH
XLLP85ZC	<b>2.13</b>



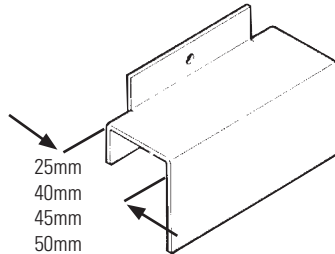
### Joining unit (incl. N&B's)

TYPE	PRICE £ EACH
BJUGX	<b>36.55</b>



### Cladding brackets

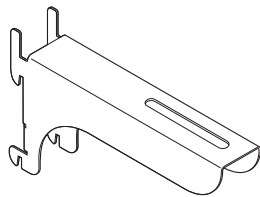
TYPE	PRICE £ EACH
CL25GT	<b>2.29</b>
CL40GT	<b>2.29</b>
CL45GT	<b>1.54</b>
CL50GT	<b>1.54</b>



### Sprinkler arm

Sprinkler arm support bracket.  
Requires 1 beam locking clip. Order separately.

TYPE	PRICE £ EACH
SBA150HGT	<b>31.57</b>



### Frame fixings

TYPE	DESCRIPTION	PRICE £ EACH
NY38ZC	3/8" nyloc nut	<b>0.39</b>
SP8838HH60ZG	8.8 3/8" x 60" set pin (gold finish)	<b>1.38</b>
SPZC	Frame Spacer	<b>1.06</b>

### Floor fixings

DESCRIPTION	CODE	PRICE £ EACH
Floor – up to 9mm	FD12058C	<b>4.06</b>
Floor – up to 50mm	FAS1250	<b>12.97</b>

### Shims

TYPE	THICKNESS	CODE	PRICE £ EACH
B1/B2	1mm	SH1B1B2	<b>2.52</b>
B1/B2	2mm	SH2B1B2	<b>3.00</b>
B1/B2	4mm	SH4B1B2	<b>3.79</b>
B3/B4	0.5mm	SH05SB3B4	<b>4.23</b>
B3/B4	1mm	SH1B3B4	<b>1.85</b>
B3/B4	2mm	SH2B3B4	<b>3.50</b>
B3/B4	4mm	SH4B3B4	<b>7.11</b>

### Shim kits

TYPE	KIT CONTENT	CODE	PRICE £ EACH
B1/B2	1 each - 1, 2 & 4mm shim	SHKB1B2	<b>12.91</b>
B3/B4	1 each - 1, 2 & 4mm shim	SHKB3B4	<b>17.23</b>



## KD frame components

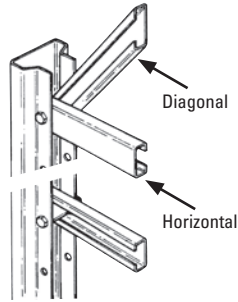
### KD frame ties

#### Example part number - Horizontal

BHT	0900	S	GT
-----	------	---	----

#### Example part number - Diagonal

BDT	0900	S	GT
-----	------	---	----



DEPTH	DIAGONAL	DIAGONAL	HORIZONTAL	HORIZONTAL
	(S)TANDARD	(H)EAVY	(S)TANDARD	(H)EAVY
500	11.28	12.90	10.76	11.82
600	12.11	13.75	8.62	9.94
700	12.91	14.73	9.96	11.28
750	13.47	15.26	10.62	12.01
800	13.81	15.76	11.21	12.68
900	14.81	16.86	12.41	14.21
1000	15.89	18.13	13.60	15.50
1100	16.86	19.29	14.81	16.87
1200	17.94	20.58	16.09	18.36
1300	19.05	21.86	17.33	19.75
1400	20.11	23.10	18.55	21.24
1500	21.31	24.40	19.75	22.58

### Foot plates inc. bolts

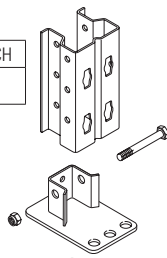
#### B1 Foot plate

TYPE	PRICE £ EACH
B1HGT	11.85



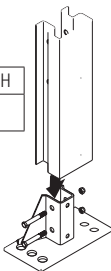
#### B2 Foot plate

TYPE	PRICE £ EACH
B2HZC	19.35



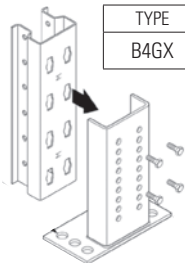
#### B3 Foot plate

TYPE	PRICE £ EACH
B3HZC	29.78



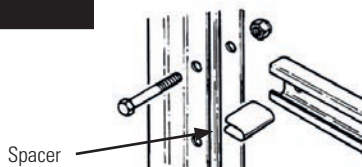
#### B4 Foot plate

TYPE	PRICE £ EACH
B4GX	57.12



### Tie spacer

TYPE	PRICE £ EACH
SPZC	1.06



## KD frame uprights

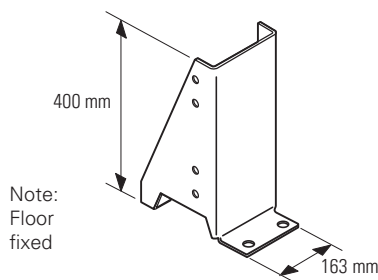
### Example part number -

M	3000	GX
Duty	Height	Finish

FRAME HEIGHT MM	UPRIGHT DUTY / PRICE £ EACH			
	M	H	E	S
1050	48.49	61.82	85.03	102.35
1200	55.45	70.61	97.15	116.89
1350	62.41	79.39	109.29	131.51
1500	69.34	88.21	121.33	146.05
1650	76.31	96.98	133.41	160.74
1800	83.20	105.87	145.65	175.26
1950	90.10	114.60	157.77	189.92
2100	96.98	123.49	169.89	204.56
2250	103.91	132.31	182.14	219.20
2400	110.95	141.09	194.16	233.78
2550	117.82	149.89	206.31	248.37
2700	124.62	158.73	218.43	262.90
2850	131.66	167.58	230.62	277.59
3000	138.54	176.39	242.72	292.18
3150	145.55	185.17	254.93	306.80
3300	152.49	194.07	267.01	321.40
3450	159.47	202.83	279.17	336.09
3600	166.32	211.70	291.25	350.58
3750	173.20	220.56	303.44	365.26
3900	180.25	229.29	315.58	379.87
4050	187.11	238.19	327.77	394.43
4200	194.07	246.93	339.95	409.01
4350	200.98	255.74	351.97	423.71
4500	207.88	264.60	364.07	438.26
4650	214.79	273.43	376.32	452.93
4800	221.70	282.21	388.40	467.48
4950	228.74	291.05	400.53	482.14
5100	235.61	299.83	412.74	496.81
5250	242.51	308.70	424.90	511.42
5400	249.46	317.54	436.94	525.97
5550	256.34	326.33	449.13	540.57
5700	263.36	335.15	461.25	555.15
5850	270.31	343.94	473.39	569.81
6000	277.23	352.75	485.54	584.42
6150	284.07	361.65	497.67	598.98
6300	291.05	370.46	509.78	613.55
6450	298.26	379.05	521.86	628.38
6600	305.13	387.89	533.97	643.01
6750	312.06	396.75	546.12	657.61
6900	319.00	405.49	558.22	672.25
7050	325.97	414.40	570.36	686.79
7200	332.88	423.19	582.49	701.47
7350	339.76	432.06	594.66	716.10
7500	346.77	440.89	606.73	730.64
7650	353.74	449.58	618.89	745.30
7800	360.67	458.37	631.07	759.86
7950	367.60	467.22	643.20	774.51
8100	374.52	476.09	655.28	789.13
8250	381.45	484.84	667.45	803.68
8400	388.38	493.72	679.59	818.37
8550	395.31	502.42	691.76	832.96
8700	402.31	511.38	703.87	847.56
8850	409.15	520.14	716.05	862.20
9000	416.17	528.92	728.13	876.87
9150	423.03	537.80	740.30	891.41
9300	430.07	546.56	752.40	906.01
9450	436.94	555.41	764.48	920.59
9600	443.87	564.25	776.69	935.25
9750	450.84	573.12	788.75	949.91
9900	457.79	581.89	800.91	964.54
10050	464.67	590.68	813.10	979.08
10200	471.59	599.45	825.16	993.70
10350	478.57	608.28	837.38	1,008.39
10600	490.13	622.97	857.61	1,032.75
10650	492.46	625.94	861.61	1,037.56
10800	499.32	634.68	873.76	1,052.17
10950	506.31	643.54	885.87	1,066.76
11100	513.27	652.40	898.04	1,081.41
11250	520.18	661.17	910.20	1,096.07
11400	527.09	670.03	922.32	1,110.67
11550	533.97	678.79	934.46	1,125.26
11700	541.02	687.66	946.53	1,139.77
11850	547.95	696.44	958.71	1,154.46
12000	554.81	705.32	970.80	1,169.06
12150	561.85	714.10	982.95	1,183.66
12300	568.74	722.91	995.09	1,198.29
12450	575.62	731.73	1,007.24	1,212.90

## Upright protectors & barrier rails

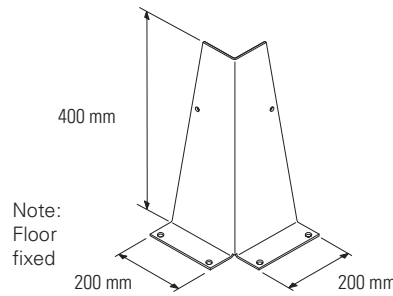
### Upright protectors



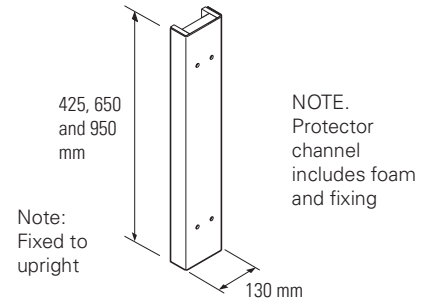
400mm high protector	
CODE	PRICE £ EACH
UP400OR	<b>179.47</b>

Floor fixing bolt	
CODE	PRICE £ EACH
FAS1510	<b>14.21</b>

Note. Requires 4 floor fixing bolts




Right angle protector	
CODE	PRICE £ EACH
UPRA400OR	<b>183.21</b>



Upright protector channel	
CODE	PRICE £ EACH
UPC0425OR	<b>105.56</b>
UPC0650OR	<b>130.38</b>
UPC0950OR	<b>168.09</b>

### Rack end protection kit

Order Post Kit with Barrier Rail to suit frame depth. Kit includes all fixings.



U type protector post kit	
CODE	PRICE £ EACH
SSPPKU400S150ZDOR	<b>493.83</b>



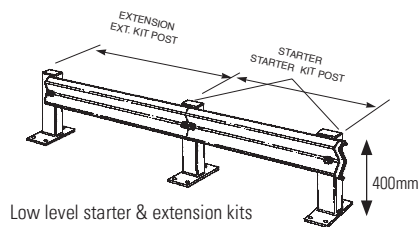
L type protector post kit	
CODE	PRICE £ EACH
SSPPKL400S150ZDOR	<b>501.47</b>

#### Barrier rail no supports

CODE	PRICE £ EACH
SSRS150ZD09300R	<b>79.39</b>
SSRS150ZD11300R	<b>89.27</b>
SSRS150ZD20300R	<b>133.64</b>
SSRS150ZD24300R	<b>153.39</b>

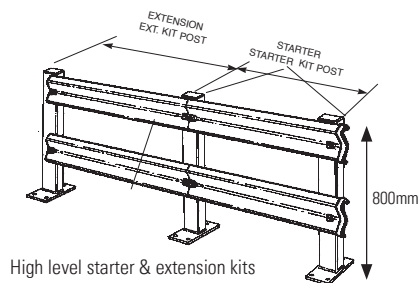
### Barrier rail kit

Starter kits comprising TWO rail posts and fixings. Extension kits comprise only ONE rail post and fixings.



Low level post starter kit	
CODE	PRICE £ EACH
SSBRP400SS150ZDOR	<b>489.95</b>

Low level post extension kit	
CODE	PRICE £ EACH
SSBRP400ES150ZDOR	<b>245.22</b>



High level post starter kit	
CODE	PRICE £ EACH
SSBRPHSS150ZDOR	<b>766.55</b>

High level post extension kit	
CODE	PRICE £ EACH
SSBRPHES150ZDOR	<b>383.63</b>

#### Barrier rail no supports

CODE	PRICE £ EACH
SSRS150ZD09300R	<b>79.39</b>
SSRS150ZD10300R	<b>84.34</b>
SSRS150ZD11300R	<b>89.27</b>
SSRS150ZD15300R	<b>108.97</b>
SSRS150ZD20300R	<b>133.64</b>
SSRS150ZD24300R	<b>153.39</b>
SSRS150ZD25300R	<b>158.30</b>

Note:  
Other sizes of Rack End Protection and Barrier Rail System - POA

Minimum size- 500mm  
Maximum size- 2560mm